



Hettinger County Head Start Classroom Newsletter November 27, 2024

IMPORTANT MESSAGES

- ❖ **NO SCHOOL: THURSDAY, NOVEMBER 28TH.**
- ❖ Please sign (both pages) of your child's November Backpack Reading form and At Home Activities form and return to school with your child on Monday, December 2nd! Thanks!!

STANDARDS

- Maintains focus and sustains attention and minimal adult support.
- Participate in the community of the classroom.
- Demonstrates increasing control, strength, and coordination of small muscles.
- Engages in cooperative play with other children.
- Holds information in mind and manipulates it to perform tasks.
- Demonstrates control, strength, and coordination of large muscles.
- Creates art work that depicts objects and events and/or expresses feelings, thoughts, and ideas through a variety of two-dimensional and three-dimensional processes and share about them.
- Uses perceptual information to guide motions and interactions with objects and other people.



CLASSROOM NEWS

MONDAY: The boys and girls were introduced to "Wood Pieces" (Big Line, Little Line, Big Curve, Little Curve). As they explored with the wood pieces, some children realized that they could make letters. Each child was given those four wood pieces to explore with and then additional wood pieces were given to each child. During Large Group Time, I used some of those wood pieces along with additional materials to create "Mat Man." I then took him apart and each child was given a piece of Mat Man to create him a second time as we sang the "Mat Man," song. During the song, I would stop the music so the boys and girls could share what those body part are for (head, eyes, nose, mouth, ears, body, arms, hands, legs, feet).

TUESDAY: For Small Group Time, the boys and girls were given a piece of construction paper and their crayons. They followed the teacher's step by step directions as she drew Mat Man on a dry erase board. After seeing the head drawn by the teacher on the dry erase board, the boys and girls would draw it on their paper with their crayons. The children continued watching and then drawing until they had all of Mat Man drawn. Large Group Time had us using the wood pieces (Big Line, Little Line, Big Curve, Little Curve) as we learned the song, "Wood Piece Pokey."

WEDNESDAY: The boys and girls made an "Edible Mat Man" for Small Group Time. They were given a plate containing a graham cracker, Ritz cracker, cheerios, M & M's, and pretzels. They followed the teacher's step by step directions as they created their own "Edible Mat Man." Two children chose songs for us to sing and move our bodies.



HAPPY THANKSGIVING!!
Kim, Steph, Melissa


Classroom Teacher: Kim Lutz Email address: Kim.Lutz@k12.nd.us

Classroom Phone Number: (701) 824-2795 and Press #4 Head Start



Mat Man™

Show children how to build Mat Man™ using the HWT Mat, Capital Letter Wood Pieces and a few accessories.



Mat Man™

Tune: *The Bear Went Over the Mountain*

Mat Man has	1 head,	1 head,	1 head,	Mat Man has	1 head,	So that he can*	think
Mat Man has	2 eyes,	2 eyes,	2 eyes,	(repeat)	2 eyes,	(repeat)	see
Mat Man has	1 nose,	1 nose,	1 nose,		1 nose,		smell
Mat Man has	1 mouth,	1 mouth,	1 mouth,		1 mouth,		eat
Mat Man has	2 ears,	2 ears,	2 ears,		2 ears,		hear
Mat Man has	1 body,	1 body,	1 body,		1 body,	To hold what is inside	heart, lungs, stomach
Mat Man has	2 arms,	2 arms,	2 arms,		2 arms,	So that he can*	reach
Mat Man has	2 hands,	2 hands,	2 hands,		2 hands,	(repeat)	clap
Mat Man has	2 legs,	2 legs,	2 legs,		2 legs,		stand
Mat Man has	2 feet,	2 feet,	2 feet,		2 feet,		walk



Hettinger County Head Start Classroom Newsletter December 5, 2024

IMPORTANT MESSAGES

- ❖ **NO SCHOOL: Dec. 23rd to Nov. 1st (Winter Break).
Preschool resumes January 2nd.**
- ❖ **Thanks for letting your child participate in the Mott/Regent Christmas Concert. This was the first year that we have been a part of the Christmas Concert and they did an amazing job!!**
- ❖ **It was Ella's Family of the Week. Thanks for sharing pictures and a favorite recipe!**

STANDARDS

- **Maintains focus and sustains attention and minimal adult support.**
- **Participate in the community of the classroom.**
- **I can look at a group of things and tell which group has more.**
- **Uses perceptual information to guide motions and interactions with objects and other people.**
- **Identifies letters of the alphabet and produces correct sounds associated with letters.**
- **Demonstrates control, strength, and coordination of large muscles.**

CLASSROOM NEWS

MONDAY: Today the boys and girls did some taste testing of five ingredients in a trail mix: Cheerios, Pretzels, Gold Fish Crackers, Marshmallows, and M & M's. After tasting each ingredient, each child wrote a "tally mark" on the graph to show what their favorite ingredient was and then each small group table talked about what they learned from the graph. This afternoon for Large Group Time, we learned more about Ella and her Family. With my help, Ella shared the information on her Family of the Week page. When finished, she had some pictures to share with us.

TUESDAY: For Small Group Time, the boys and girls used the wood pieces (big line, little line, big curve, little curve) to build letters on the "Capital Letter Cards." These materials will be added to our Library Center. A new song called, "Tap, Tap, Tap," was introduced to the children. Each child and teacher was given two big lines to do the movements and sing along to the song.

WEDNESDAY: The teachers at each small group table helped the boys and girls build letters on mats using the wood pieces. For example, first the teacher would place a big line on the left side of the mat, the children would do the same on their mat. Next the teacher would place a big line on the right side of the mat and the children would do the same on their mat. Finally, the teacher would place a little line (horizontally) in between the two big lines to make the letter (H). We continued to make a few letters together step by step and then the children explored making their own letters. Two children chose songs for everyone to sing and move their bodies.


THURSDAY: Each child was given a laminated mat and their playdoh. They rolled their playdoh as if making a rope or snake and piece by piece placed their playdoh ropes on the mat as they created a letter. The teachers at each table modeled how to make the letter or wrote the letter on a sticky note as a visual for the child. This afternoon was the first time for the boys and girls to be in the Mott/Regent Christmas Concert. The children have done an amazing job learning the words and actions to the song they sang on stage for the concert!!!



**Have a fabulous weekend!!
Kim, Steph, Melissa**

Classroom Teacher: Kim Lutz Email address: Kim.Lutz@k12.nd.us

Classroom Phone Number: (701) 824-2795 and Press #4 Head Start



Do you have a favorite recipe to share?



Recipe of the week!

Chocolate Chip Cookies

2 sticks butter

$\frac{1}{4}$ cup white sugar

$\frac{3}{4}$ cup brown sugar

1 package instant vanilla pudding

- Mix the above until smooth

2 eggs

2 $\frac{1}{4}$ cups flour

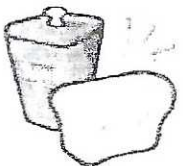



1 teaspoon baking soda

1 teaspoon vanilla

11 ounces chocolate chips

- Drop by rounded teaspoonfuls onto cookie sheet.
- Bake 10-11 minutes.

From: Elladine Olson



FLOUR

Hettinger County Head Start Classroom Newsletter December 12, 2024



IMPORTANT MESSAGES

- ❖ **NO SCHOOL:** Dec. 23rd to Nov. 1st (Winter Break). Preschool resumes January 2nd.
- ❖ **It was Colt's Family of the Week.** Thanks for sharing family pictures and the boys and girls enjoyed having Colt's Mom come into the classroom and read books to them!!

STANDARDS

- **Maintains focus and sustains attention and minimal adult support.**
- **Participate in the community of the classroom.**
- **Identifies letters of the alphabet and produces correct sounds associated with letters.**
- **Understands, follows, and uses appropriate social and conversational rules.**
- **Understands simple patterns.**
- **Demonstrates awareness that spoken language is composed of smaller segments of sound.**
- **Expresses a broad range of emotions and recognizes these emotions in self and others.**
- **Uses perceptual information to guide motions and interactions with objects and other people.**
- **Demonstrates increasing control, strength, and coordination of small muscles.**

CLASSROOM NEWS

MONDAY: Today the boys and girls rolled their playdoh into big lines, little lines, big curves, little curves to make letters on their letter mat for Small Group Time. We learned more about Colt and his family as we talked about the Family of the Week form filled out by his parents. Colt shared some family pictures with the boys and girls that we hung up in our classroom for the remainder of the week.

TUESDAY: For Small Group Time, each child was given a cup of mini erasers. They created a pattern with their mini erasers or extended a pattern that the teacher started for them. Some of them were able to trade cups and create patterns with another child's mini erasers. We introduced the song, "Hickory Dickory Dock" to the boys and girls for Large Group Time. First, we sang the song and acted it out using our hands. When we sang, "The clock struck one," we all clapped our hands. After practicing with our hands a couple of times, we added "triangles" to our song. The children took turns using the three "triangles" for the part "The clock struck one." After everyone had a turn, the children thought of words that rhymed with dock and clock. Some children shared other pairs of rhyming words! What rhyming words does your child share at home with you? Please let us know by writing the words on their backpack log. Thanks!

WEDNESDAY: Today the children explored with the Moods & Emotions wooden match-up pieces. They were each given one or two picture puzzle pieces. The teacher showed them an emoji and they identified the feeling of the emoji. Next, they looked at their picture piece to see if it match the feeling emoji. If their puzzle piece matched, they were asked to explain why the person in the picture felt that way. We continued until all of the emoji faces had a matching picture. When finished, the pieces were taken apart and mixed up for the children to match the emoji and picture together. What emotion words do you hear your child saying at home? Can they explain the reason behind the emotion? Please share your observations with us on your child's backpack log. Thanks! The boys and girls did some "Freeze Writing" today. Each table had a big piece of bulletin board paper and a basket of writing tools (pencils, markers, crayons, highlighters) on it. When the music was playing, the children danced around the room. When the music stopped, they chose a table and a writing tool and wrote letters on the bulletin board paper. When the music started again, they stopped writing and began to dance around the room. Please share with us any letters you have observed your child writing at home. Thanks!

THURSDAY: Each child chose a "winter hat" to cut out. When finished, they colored their hat with "flip crayons." Flip crayons are smaller crayons with a color at one end and when you use your fingers to flip it to the other end it is a different color. Be looking for our "Winter Hat" display in the hallway if you get a chance to visit our classroom. Two children chose songs for us to sing and move our bodies during Large Group Time.



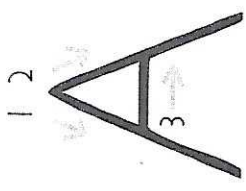
**Have a fantastic weekend!!
Kim, Steph, Melissa**

Classroom Teacher: Kim Lutz Email address: Kim.Lutz@k12.nd.us


Classroom Phone Number: (701) 824-2795 and Press #4 Head Start



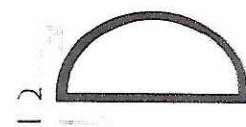
HANDWRITING WITHOUT TEARS[®]



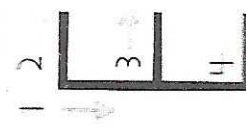
Big line
Big line
Little line



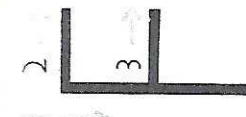
Big line
Little curve
Little curve



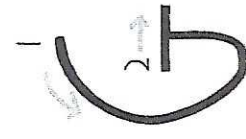
Big line
Big curve



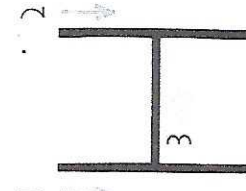
Big line
Little line
Little line
Little line



Big line
Little line
Little line



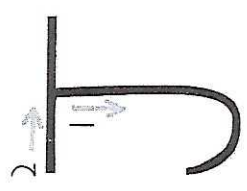
Big curve
Little line
Little line



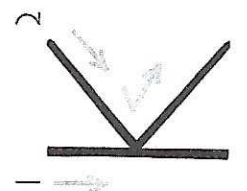
Big line
Big line
Little line



Big line
Little line
Little line



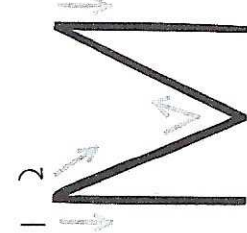
Big line
Turn
Little line



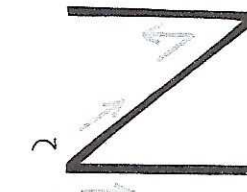
Big line
Little line
Little line



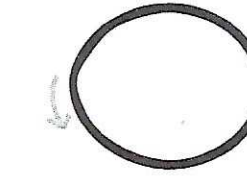
Big line
Little line



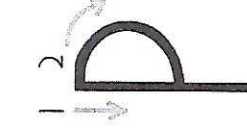
Big line
Big line
Big line
Big line



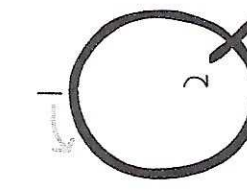
Big line
Big line
Big line



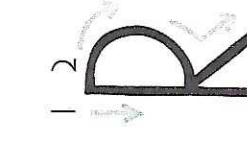
Big C curve
Keep going



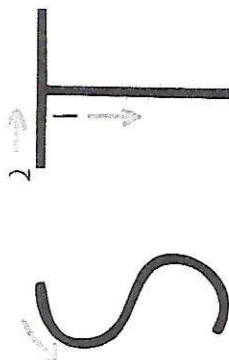
Big line
Little curve




Big C curve
Keep going
Little line



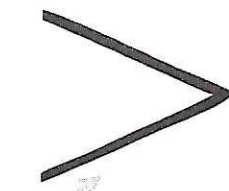
Big line
Little curve
Little line




Little curve
Turn
Little curve




Big line
Turn
Big line



Big line
Big line



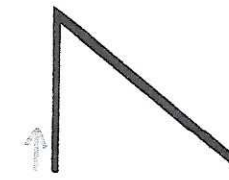
Big line
Big line
Big line
Big line



Big line
Big line



Little line
Big line



Little line
Big line
Little line