

HETTINGER COUNTY HEAD START

March 18, 2024-March 21, 2024

IMPORTANT REMINDERS

- ❖ **It was Jack's Family of the Week. Thanks for sharing pictures and a favorite recipe!**
- ❖ **Please remember to sign the front and back of your child's March Backpack Reading and At Home Activities Form. Thanks!**
- ❖ **NO SCHOOL ON MONDAY, APR. 1ST.**

STANDARDS

- Maintains focus and sustains attention with minimal adult support
- Participate in the community of the classroom.
- Understands simple patterns.
- Sense of belonging to a family, community, and other groups.
- Demonstrates awareness that spoken language is composed of smaller segments of sounds.
- Asks and answers questions about a book that was read aloud.
- Creates art work that depicts objects and events and/or expresses feelings, thoughts, and ideas through a variety of two-dimensional and three-dimensional processes and share about them.
- Uses perceptual information to guide motions and interactions with objects and other people.

MONDAY: Today for Small Group Time, the boys and girls were challenged with a pattern activity at their small group table. One table used leaf manipulatives to create simple patterns (green leaf, orange leaf, green leaf, orange leaf). Another table used picture cards to create complex patterns (apple, banana, pineapple, apple, banana, pineapple). The last table used the nuts and bolts to create either a simple or complex pattern and add either movement or sound to it. For example, if the pattern was blue, green, blue, green the movement might be jump, clap, jump, clap. Please share your observations if you are working on patterns at home with your child. Jack shared some pictures with us for his Family of the Week. His pictures were hung up in the classroom for the week.

TUESDAY: The boys and girls were introduced to the Match-A-Sound boxes. One group of children matched rhyming items to the picture on their cards. Another group of children matched items beginning with the same sound as the picture on their card. The last group of children matched items ending with the same sound as the picture on their card. The boys and girls enjoyed the read aloud book, "Bunny Cakes" They were introduced to new vocabulary words and definitions. The children did some Rapid Automatic Naming (RAN) of those words when we finished reading the story. We reviewed vocabulary words, introduced new vocabulary words & definitions, talked about what happened at the beginning, middle, and end of the book, and when time allowed we did "Think, Pair, Share" throughout the week.

WEDNESDAY: The boys and girls were given a piece of construction paper, their crayons, cut out number 1-0-0, and a glue stick. They could draw whatever they wanted, but were challenged to include the number 1-0-0 somewhere in their picture. For Large Group time, we used the computer/projector on the wall for an activity called, "Would You Rather." They were shown two pictures (one on the left side and one on the right side). They were asked questions such as "Would you rather have 100 cats or 100 dogs?" The children made their choice by standing on the same side as the picture they were choosing. All of the questions had something to do with the number 100 since we were celebrating our 100th Day of Head Start!!

THURSDAY: The boys and girls played a "Bunny Game." They took turns answering comprehension questions about the book, "Bunny Cakes." If they answered correctly, they rolled the dice and moved their game piece (mini eraser) around the board until one child at their table made it to the finish box. Two children chose songs for us to sing and move our bodies for Large Group Time.

Contact Information

Classroom Teacher: Kim Lutz

Email: Kim.Lutz@k12.nd.us

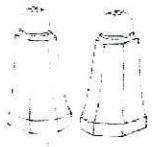
Classroom Phone Number: (701) 824-2795 and Press #4 for Head Start

Do you have a favorite recipe to share?



Recipe of the week!



Peanut Butter + Caramel Sandwich



1. Take two slices of bread
2. Spread desired amount of peanut butter on bread.
3. Drizzle caramel syrup on top of peanut butter.
4. Place slices of bread together
5. Leave as is or cut into halves or fourths.



★Optional: Add chocolate syrup



From: Jack Ebner



FLOUR

HETTINGER COUNTY HEAD START

March 25, 2024-March 28, 2024

IMPORTANT REMINDERS

- ❖ It was Weston's Family of the Week. Thanks for sharing pictures, a favorite recipe, and teaching us about fishing!
- ❖ If you have not already done so, please remember to sign the front and back of your child's March Backpack Reading and At Home Activities Form. Please return to school with your child on Tuesday, April 2nd. Thanks!
- ❖ NO SCHOOL ON MON. APRIL 1ST.

STANDARDS

- Maintains focus and sustains attention with minimal adult support
- Participate in the community of the classroom.
- Sense of belonging to a family, community, and other groups.
- Asks and answers questions about a book that was read aloud.
- Creates art work that depicts objects and events and/or expresses feelings, thoughts, and ideas through a variety of two-dimensional and three-dimensional processes and share about them.
- Uses perceptual information to guide motions and interactions with objects and other people.
- Understands, follows, and uses appropriate social and conversational rules.

MONDAY: Today for Large Group Time, Weston shared some pictures with us for his Family of the Week. His pictures were hung up in the classroom for the week.

TUESDAY: The boys and girls listened to our Education Coordinator, Holly, read them the book called "Tiny Rabbit's Big Wish." When finished reading, the children were each given a copy of this book to take home. The Dickinson Rotary Club purchased this book for each Head Start child. If you know someone in the Dickinson Rotary Club, be sure to thank them! The boys and girls enjoyed the read aloud book, "The Snowy Day" They were introduced to new vocabulary words and definitions. The children did some Rapid Automatic Naming (RAN) of those words when we finished reading the story. We reviewed vocabulary words, introduced new vocabulary words & definitions, talked about what happened at the beginning, middle, and end of the book, and when time allowed we did "Think, Pair, Share" throughout the week.

WEDNESDAY: The boys and girls mixed together an equal amount of shaving cream and glue. We call this mixture "Puffy Paint." Once they had the two ingredients mixed, some glitter was added to the mixture. Next, we talked about some things Peter did in the snow from yesterday's read aloud story, "The Snowy Day." The children chose one of those snow activities to paint on their blue piece of paper with the puffy paint. They used a paintbrush to spread it around on their paper. If they wanted a little more sparkle, some more glitter was added to their puffy paint. When finished, they added a red cutout of Peter and placed him on the snow in their picture.

THURSDAY: The boys and girls listened to Weston and his Mom & Dad talk about Weston's fishing pole and tackle box. Thanks for sharing your love of fishing with us! Today was our last day for "Buddy Reading." Following "Buddy Reading," we all went to the gym for the grand finale. The children have enjoyed having the 6th grade class come to read with them each week for "Buddy Reading."


Contact Information

Classroom Teacher: Kim Lutz

Email: Kim.Lutz@k12.nd.us

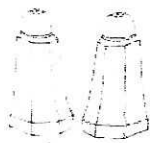
Classroom Phone Number: (701) 824-2795 and Press #4 for Head Start

Do you have a favorite recipe to share?



Recipe of the week!

Sugar Pancakes



3 eggs

2 c. flour

1 c. cream (can use $1\frac{1}{2}$ c. milk if no cream)


$\frac{1}{2}$ c. milk

$\frac{1}{2}$ tsp salt

2 tsp sugar




Note: Make batter thin. Use more milk if too thick but should be semi runny.



Before serving: spread w/ butter & sprinkle w/ sugar

Roll up & serve!



From: Weston Messer



FLOUR