

HETTINGER COUNTY HEAD START

April 8, 2024-April 11, 2024

IMPORTANT REMINDERS

- ❖ Please remember to share the invitations for our Head Start Open House with families that may be interested in sending their child(ren) to Head Start for the 2024-2025 School Year. Thank you so much for supporting our program!
- ❖ It was Easton's Family of the Week! Thanks for sending pictures, a favorite recipe, the dirt cups at snack time, and reading a story!
- ❖ Thursday, April 18th Hettinger County Head Start Open House to apply for Head Start for the 2024-2025 School Year!
- ❖ Wednesday, May 1st Kindergarten Visit. You should be receiving a letter in the mail informing you of the date & time as well as other paperwork the school is in need of for Kindergarten Registration. Steph and I will be bringing those children going to Kindergarten in the fall to the Kindergarten classroom for a visit. The two remaining children will stay in the Head Start Classroom with Melissa.
- ❖ Friday, May 3rd Mott/Regent Preschool Developmental Screenings and to fill (5) District Spots in Head Start.

STANDARDS

- Maintains focus and sustains attention with minimal adult support
- Participate in the community of the classroom.
- Sense of belonging to a family, community, and other groups.
- Attends to communication and language from others.
- Compares numbers
- Shows interest in and curiosity about the world around them.
- Uses perceptual information to guide motions and interactions with objects and other people.
- Knows number names and the count sequence.
- Demonstrates control, strength, and coordination of large muscles.

MONDAY: Easton shared his family pictures with us during Small Group Time. They will be displayed in the classroom for the remainder of the week for the children to look at and ask Easton any questions they may have about his family. For Large Group Time, we were invited to the assembly that the Hettinger County Sheriff's Office put on to help the students learn more about the K-9 dogs (Lion and Jerry) who reside in Hettinger County and Stark County. They demonstrated how they are used to "sniff" things out as well as apprehend people that are not cooperating with law enforcement. Be sure to ask your child what they remember about the K-9 dogs.

TUESDAY: For Small Group Time, the children tasted red, green, and black grapes. Next, they wrote their name on a sticky note and placed it on the graph showing the color of grape they liked the best. Finally, they looked at the graph and talked about what they learned from the graph such as which color of grape was liked the most and which color of grape was liked the least, etc. The boys and girls watched a Sesame Street video called, "We are Same. We are Different." The video taught us more about accepting each other for our differences as well as how we are the same because that is what makes each one of us special!

WEDNESDAY: The cold and wind didn't stop the boys and girls from enjoying their visit to the Fire Hall. Be sure to ask your child what they remember about their visit to the Fire Hall. Two children chose songs for everyone to sign and move their bodies

THURSDAY: For "Game Day," the boys and girls played a game with the Fidget Poppers, Number Cards (0-10), and (2) KABOOM cards. The children took turns choosing a number card, identifying the number, and then everyone pushed in that number of spots on their fidget popper. If the "KABOOM" card was drawn, the boys and girls had to push out all of the spots on their fidget popper and start over. It was a fun game for all of them and they didn't even realize that we were working on identifying numbers 0-10 and one-to-one correspondence! For Large Group Time, three Gross-Motor stations were set up for the children outside. The first station was to see if they could kick a moving ball that was rolled to them. The second station was to see if they could hit a small moving ball with a bat. The third station was to see if they could use their upper body and lower body to pedal and steer a tricycle. We will be sharing our observations with you at Parent/Teacher Conferences in May.

Contact Information

Classroom Teacher: Kim Lutz

Email: Kim.Lutz@k12.nd.us

Classroom Phone Number: (701) 824-2795 and Press #4 for Head Start

Do you have a favorite recipe to share?



Recipe of the week!

Chocolate chip Banana Muffins




- 1 cup white sugar
- 2 cups flour
- 1 tsp baking soda
- 1 tsp vanilla
- 3 tbs sour cream
- 2 eggs



1/2 cup butter, softened

2-3 ripe bananas

3/4 cups chocolate chips




Mix all ingredients together

Pour into greased muffing baking trays

Bake at 350 for 20 minutes or until golden brown

Recipe makes 12 muffins

Enjoy!



From: Julie & Easton Miller



FLOUR

HETTINGER COUNTY HEAD START

April 15, 2024-April 18, 2024

IMPORTANT REMINDERS

- ❖ Thanks for sharing our Open House invites with other families interested in the Head Start Program for the 2024-2025 school year.
- ❖ It was Ella's Family of the Week! Thanks for sending pictures, favorite book, and a favorite recipe.
- ❖ Wednesday, May 1st Kindergarten Visit. You should be receiving a letter in the mail informing you of the date & time as well as other paperwork the school is in need of for Kindergarten Registration. Steph and I will be bringing the children from Head Start going to Kindergarten in the fall to the Kindergarten classroom for a visit. Your child will meet you in the Kindergarten classroom. The two remaining children will stay in the Head Start Classroom with Melissa.
- ❖ Friday, May 3rd Mott/Regent Preschool Developmental Screenings and to fill (5) District Spots in Head Start.

STANDARDS

- Maintains focus and sustains attention with minimal adult support
- Participate in the community of the classroom.
- Sense of belonging to a family, community, and other groups.
- Measure objects by their various attributes using standard and non-standard measurement. Uses differences in attributes to make comparisons.
- Sings and plays simple musical instruments.
- Understands and responds to increasingly complex communication and language from others.
- Uses perceptual information to guide motions and interactions with objects and other people.

MONDAY: Ella's Aunt Ginger, her Mom, and Sister came into the classroom during small group time and taught the boys and girls how to draw a box, penguin, butterfly, and tree using simple step by step directions. For Large Group time, we learned more about Ella and her family through her pictures she shared with us.

TUESDAY: For Small Group Time, we were excited to make Mason Jar Ice Cream! The boys and girls enjoyed the ice cream during Snack Time. They had three flavors to sample (vanilla, strawberry, chocolate). A recipe was sent home with your child on Wednesday!!

WEDNESDAY: Ella's Grandma Paula read Ella's favorite story to the boys and girls. When finished, Paula shared her "Dancing Grandma" with the children as well as a couple of toys from her childhood that her grandfather gave her. Paula also introduced the song and actions for, "Six Little Ducks." The boys and girls explored with instruments during a "Musical Instrument" activity during Large Group Time. (Similar to musical chairs) We ended our activity by playing our musical instruments as we walked down the hallway of the school and Mrs. Bohn invited us to walk through the conference room where the teachers were having their teacher's meeting!

THURSDAY: Two children chose songs for us to sing and move our bodies!!

Contact Information

Classroom Teacher: Kim Lutz

Email: Kim.Lutz@k12.nd.us

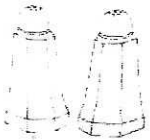
Classroom Phone Number: (701) 824-2795 and Press #4 for Head Start

Do you have a favorite recipe to share?



Recipe of the week!

Chocolate Chip Cookies



- 2 sticks butter, softened
- $\frac{1}{4}$ cup white sugar
- $\frac{3}{4}$ cup brown sugar
- 1 package instant vanilla pudding



Mix the above unit smooth.

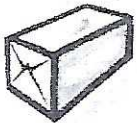


Add 2 eggs and mix well. Slowly add
 $2\frac{1}{4}$ cups flour.


1 tsp. baking soda

1 tsp. vanilla - Mix

11 ounces of semi-sweet chocolate chips



Drop by rounded spoonfuls onto
ungreased cookie sheet. Bake 10 mins
at 350'



From: Elladine Olson



FLOUR