

# HETTINGER COUNTY HEAD START

## September 11, 2023-September 14, 2023

### IMPORTANT REMINDERS

- ❖ Thank you for attending the Open House last Thursday.
- ❖ The public school will not be making up the early dismissal day on Tuesday, September 5<sup>th</sup>, but Head Start will be making this day up on Friday, Sept. 29<sup>th</sup> because we are required to have 132 contact days with children in the classroom. If your child rides on the bus, please let your bus driver know that there will be Head Start on that Friday. We will also remind the bus drivers. Thank you!

### STANDARDS

- Maintains focus and sustains attention with minimal adult support
- Participate in the community of the classroom
- Shows interest in and curiosity about the world around them.
- Persists in tasks.
- Demonstrates control, strength, and coordination of large muscles.
- Demonstrates increasing control, strength, and coordination of small muscles.

### WHAT ARE WE LEARNING?

**MONDAY:** Each small group table explored the last two centers in the classroom. We talked about the name of the center, the rules, as well as the materials and where they belong when finished playing with them. For Large Group Time, the children sang the song, "The Itsy Bitsy Spider" and did hand movements with the song.

**TUESDAY:** Each table was given a basket of containers & bottles of various shapes and sizes with matching lids/tops. The children at each table worked together to find a lid or top for each container/bottle. During Large Group Time, we talked about "Personal Space." Hula hoops were placed on the floor around the classroom. The children stood inside of their hula hoop as we talked about what Kind Hands, Kind Mouth, and Kind Feet look like. We then played some music for the children to practice moving their bodies inside their own spaces without touching anyone or anything.

**WEDNESDAY:** The boys and girls followed a recipe to make playdoh with the help of the teacher at their Small Group Table. The recipe has been included on the back of the newsletter. After each table made one batch of playdoh, the playdoh was divided among the children at that table. They were given a few minutes to explore with their playdoh. We reviewed "Personal Space" with the boys and girls during Large Group Time. They each found a hula hoop on the floor to stand inside of while singing the song, "The Wheels on the Bus" and doing the actions for the song.

**THURSDAY:** For Small Group Time, the boys and girls spent some more time exploring with their playdoh. After a while, a basket of cookie cutters and rolling pins was added for the children to add to their exploration. For Large Group Time, two children each chose a song from the Classroom Songbook for us to sing and move our bodies!

### Contact Information

Classroom Teacher: Kim Lutz

Email: [Kim.Lutz@k12.nd.us](mailto:Kim.Lutz@k12.nd.us)


Classroom Phone Number: (701) 824-2795 and Press #4 for Head Start

# PLAY DOUGH RECIPE

2 ½ cups of flour



1 ¾ cups of boiling water




½ cup of salt



3 Tablespoons of oil



1 Tablespoon of Alum



2 packages of unsweetened Kool-Aid



# HETTINGER COUNTY HEAD START

## September 18, 2023-September 21, 2023

### IMPORTANT REMINDERS

- ❖ There will be Head Start on Friday, September 29<sup>th</sup>. Please let your bus drivers know if your child is riding bus to school and/or riding bus home. Thanks!

### STANDARDS

- Maintains focus and sustains attention with minimal adult support
- Participate in the community of the classroom
- Demonstrates control, strength, and coordination of large muscles.
- Knows number names and the count sequence.
- Demonstrates personal hygiene and self-care skills
- Demonstrates knowledge of personal safety practices and routines.
- Identifies, describes, compares, and composes shapes.
- Uses perceptual information to guide motions and interactions with objects and other people.

### WHAT ARE WE LEARNING?

**MONDAY:** Today for Small Group Time, each child was given a puzzle base and a bag of puzzle pieces to put the puzzle together. If time allowed they could trade or choose a new puzzle. There are puzzles in our Block Center and Library Center for children to put together during work time. Puzzles enhance a child's development through fine-motor skills, gross-motor skills, visual perception, eye-hand coordination, early math skills (patterns & shapes), attention span, problem-solving, independent play, spatial relations, cognitive development, confidence, perseverance, and relaxation. The boys and girls practiced for the Fire Drill we would be having with the rest of the school on Tuesday morning. The school will usually have a monthly fire drill. This first one was announced, but they do not always make us aware of when we will be having a Fire Drill. We talked about why we practice for a fire drill (to keep ourselves safe) and reassured the boys and girls that a drill is a practice and there is really not a fire in our school.

**TUESDAY:** Each child was given a cup of bears and a paper towel for their "boat." They chose how many bears they wanted to put on their boat and the teachers observed each child counting the bears on their boat using one-to-one counting. When they finished counting, they would choose another group of bears to put on their boat and count. The boys and girls explored different ways to move a scarf for Large Group Time.

**WEDNESDAY:** The nurse from Head Start, Amanda, visited our classroom to talk to the boys and girls about handwashing. She sprinkled "germs" on their hands and then shined a flashlight on their hands so they could see the germs. The children washed their hands and Amanda checked their hands a second time to see if they got the "germs" off their hands. We attended the homecoming parade this afternoon. The boys and girls did a wonderful job practicing safety and had lots of fun filling their bags with candy!!


**THURSDAY:** For Small Group Time, the boys and girls used the rolling pins or their hands to shape their playdoh into a pizza. They put shapes on their pizza and were asked to count the shapes and identify the shapes. For Large Group Time, two children chose songs for everyone to sing and move their bodies

### Contact Information

Classroom Teacher: Kim Lutz

Email: [Kim.Lutz@k12.nd.us](mailto:Kim.Lutz@k12.nd.us)

Classroom Phone Number: (701) 824-2795 and Press #4 for Head Start



## WHEN CHILDREN PLAY WITH PLAYDOUGH THEY LEARN...

- \*TO SEE THE SHAPE AGAINST THE BACKGROUND OF THE TABLE, A PRE-READING SKILL
- \*CONCEPTS OF SHAPE, SIZES, LENGTH AND HEIGHT
- \*TO SEE NEGATIVE SPACE WHEN A COOKIE CUTTER SHAPES ARE TAKEN AWAY
- \*TO EXPRESS FEELINGS BY SQUEEZING AND POUNDING
- \*TO EXPRESS THEIR IMAGINATION & CREATIVITY
- \*THAT THE QUANTITY OF SOMETHING REMAINS THE SAME EVEN WHEN THE SHAPE CHANGES